

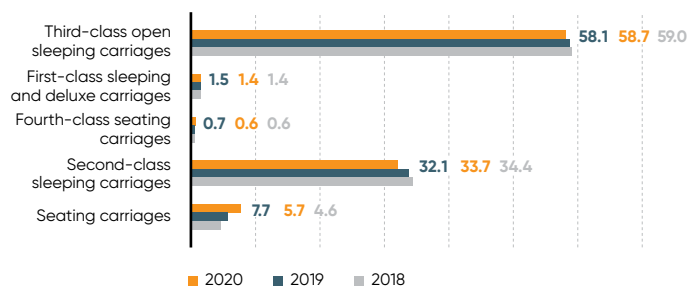
KEY METRICS

Operational highlights

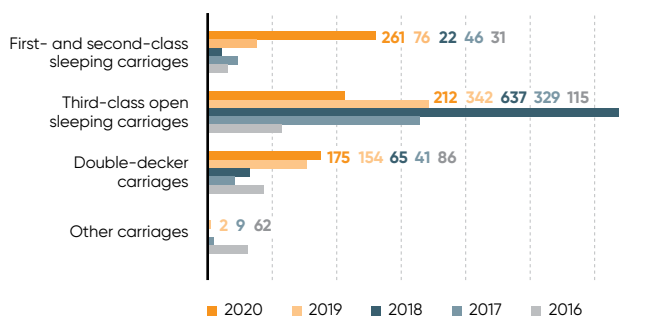
Operational highlights

| Indicators | 2018 | 2019 | 2020 | Change 2020/2019, % |
|--|--------------|--------------|-------------|---------------------|
| Passenger-km travelled, billion | 91.6 | 93.6 | 48.2 | 51.5 |
| On FPC trains | 87.7 | 90.0 | 47.6 | 52.9 |
| Deregulated segment | 33.6 | 34.7 | 18.1 | 52.2 |
| Domestic traffic | 31.9 | 32.8 | 17.8 | 54.2 |
| International traffic | 1.8 | 1.9 | 0.3 | 17.5 |
| Regulated segment | 54.1 | 55.2 | 29.4 | 53.3 |
| On trains of the CIS and Baltic states | 3.8 | 3.6 | 0.6 | 17.6 |
| Passengers carried, million | 102.0 | 105.8 | 59.0 | 55.8 |
| Deregulated segment | 41.7 | 43.8 | 23.3 | 53.2 |
| Regulated segment | 60.3 | 62.0 | 35.7 | 57.6 |
| Average train size, carriages | 12.7 | 12.5 | 10.1 | 80.8 |

Passenger-km by carriage type, %



Rolling stock acquisition, carriages



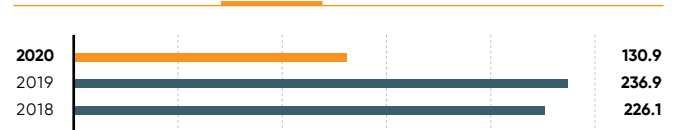
Financial highlights

The year-on-year decrease in EBITDA margin was linked to lower revenues as passenger-kilometres dropped due to declines in population mobility starting from March 2020 on the back of the COVID-19 pandemic.

EBITDA and EBITDA margin (including subsidies)

| Indicators | 2018 | 2019 | 2020 |
|---------------|------|------|--------------|
| EBITDA | 26,8 | 29,6 | -22,9 |
| EBITDA margin | 11,4 | 12,1 | -16,7 |

Operating revenues, RUB billion

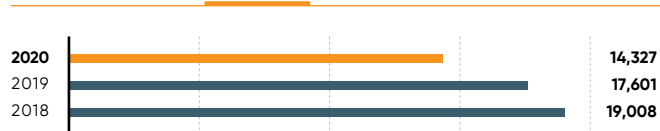


Total debt to revenue and EBITDA ratios

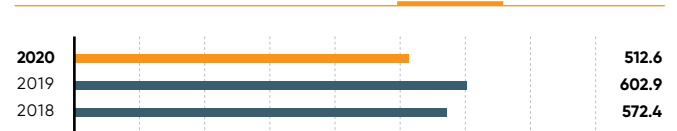
| Indicators | 2018 | 2019 | 2020 |
|----------------------|------|------|--------------|
| Total debt / revenue | 0,11 | 0,21 | 0,49 |
| Total debt / EBITDA | 0,85 | 1,71 | -2,81 |

Sustainability highlights

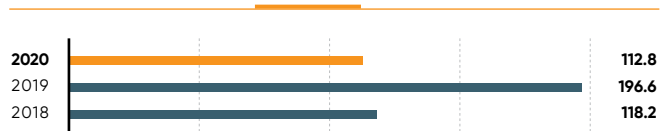
Employees trained, employees



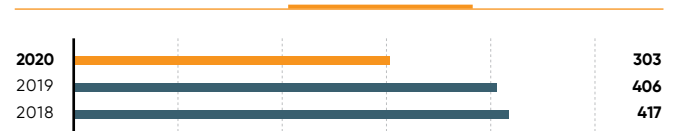
Occupational health and safety costs, RUB million



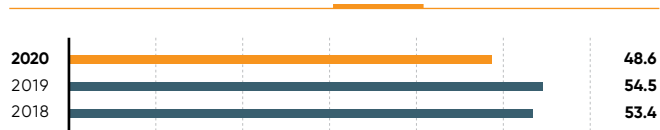
Employee training costs, RUB million



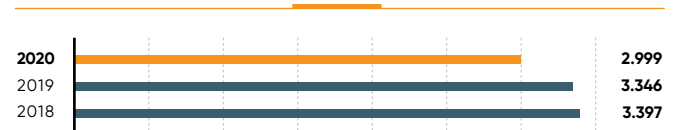
Greenhouse gas emissions, '000 tonnes of CO₂



Benefits package per employee, '000 RUB



Total used water discharge, million m³



Social security package for retired employees, '000 RUB



Electricity consumption, MWh

